

---

2002 KENTUCKY HIGH SCHOOL ATHLETIC ASSOCIATION  
BOYS' SWEET SIXTEEN® STATE BASKETBALL TOURNAMENT

---

March 13-16 • Rupp Arena • Lexington

---



---

Saturday, March 16  
Session 7 - Game 1

State Semifinal #1  
Paducah Tilghman Blue Tornado  
vs.  
Male Bulldogs

*FINAL GAME STATS*



---

**IT'S SHOWTIME!**

---

**2002 KHSAA BOYS' SWEET 16 - Game Box Score**  
**Paducah Tilghman Blue Tornado vs. Male Bulldogs**

Date: 03/16/2002 Time: 10:00 am Site: Rupp Arena-Lexington, KY Attendance: Unknown

Visitors: Male Bulldogs															
##	Name	P	FG	3 Pt	FT	PTS	ORB	DRB	TR	PF	AST	TO	BS	ST	MIN
3	Matt Stanley		0/0	0/0	0/0	0	0	0	0	0	0	0	0	0	0:52
10	* Adam Burks	G	1/4	0/2	0/0	2	0	0	0	3	1	1	0	1	22:34
11	* Johnny Mathies	G	2/15	1/10	0/0	5	0	2	2	4	2	3	0	0	19:23
21	Alex Gravelle		1/1	0/0	0/0	2	0	0	0	0	0	1	0	0	0:52
22	Nick Theilen		0/0	0/0	0/0	0	0	0	0	0	0	0	0	0	0:52
23	Stephen McKinney		0/2	0/0	0/0	0	1	1	2	1	2	1	0	0	15:42
25	Elijah Baker														DNP
31	* LaVar Carter	F	5/8	0/0	2/2	12	3	4	7	5	0	1	4	0	23:30
32	Casey Shumate		4/9	0/0	2/2	10	4	0	4	0	0	1	0	0	21:55
33	* Mike Bush	G	5/12	0/4	6/8	16	5	2	7	2	1	2	0	2	30:18
40	Scott Greer		0/0	0/0	0/0	0	0	0	0	0	0	0	0	0	0:52
44	* Greg Ballard	F	3/4	0/0	2/2	8	1	2	3	2	0	1	0	1	22:18
50	Wes Petkovsek		0/0	0/0	0/0	0	0	0	0	0	0	0	0	0	0:52
20	Antjuan Hackley														DNP
	Team						2	1	3			2			
	<b>Totals</b>		<b>21/55</b>	<b>1/16</b>	<b>12/14</b>	<b>55</b>	<b>16</b>	<b>12</b>	<b>28</b>	<b>17</b>	<b>6</b>	<b>13</b>	<b>4</b>	<b>4</b>	<b>160</b>

<b>Total FG</b>	1st Half	9/22	40.9%	2nd Half	12/33	36.4%	Game	21/55	38.2%
<b>3 PT FG</b>	1st Half	0/6	0.00%	2nd Half	1/10	10.0%	Game	1/16	6.25%
<b>Free Throws</b>	1st Half	5/7	71.4%	2nd Half	7/7	100%	Game	12/14	85.7%

Home: Paducah Tilghman Blue Tornado															
##	Name	P	FG	3 Pt	FT	PTS	ORB	DRB	TR	PF	AST	TO	BS	ST	MIN
10	A.J. Davis		0/0	0/0	0/0	0	0	0	0	0	0	0	0	0	0:52
12	* Ches Gibson	G	2/3	1/2	0/0	5	0	0	0	1	1	1	0	0	20:56
15	Curtis Hamilton		0/0	0/0	0/0	0	0	0	0	0	0	0	0	1	0:52
21	* Ryan Wagner	G	0/1	0/0	4/4	4	1	2	3	2	4	3	0	2	29:18
22	Fred Perry		6/10	4/6	0/1	16	1	3	4	3	4	2	0	1	23:38
23	* Bryan Hamilton	G	7/12	2/3	2/2	18	0	1	1	0	1	3	2	1	31:08
25	Michael Craft		0/0	0/0	0/0	0	1	0	1	0	1	0	0	0	0:52
32	Kyle Bohle		0/0	0/0	0/0	0	0	0	0	0	0	0	0	0	0:52
33	* Chris Clarke	F	3/4	2/3	2/2	10	2	5	7	4	1	1	0	0	19:32
35	Armond Cooper		1/2	0/0	0/0	2	0	0	0	1	2	0	1	0	10:28
40	D.C. Faulkner		1/2	0/1	0/0	2	0	0	0	0	0	0	0	0	0:52
44	Courtney Amos														DNP
50	* Orlandus Hill	C	5/12	0/0	7/9	17	4	4	8	3	3	0	1	0	20:40
51	John Biles														DNP
42	Joe Casey														DNP
	Team						1	2	3			2			
	<b>Totals</b>		<b>25/46</b>	<b>9/15</b>	<b>15/18</b>	<b>74</b>	<b>10</b>	<b>17</b>	<b>27</b>	<b>14</b>	<b>17</b>	<b>12</b>	<b>4</b>	<b>5</b>	<b>160</b>

<b>Total FG</b>	1st Half	11/21	52.4%	2nd Half	14/25	56.0%	Game	25/46	54.3%
<b>3 PT FG</b>	1st Half	6/10	60.0%	2nd Half	3/5	60.0%	Game	9/15	60.0%
<b>Free Throws</b>	1st Half	3/4	75.0%	2nd Half	12/14	85.7%	Game	15/18	83.3%

	<b>Male</b>	<b>PadT</b>		<b>Male</b>	<b>PadT</b>		<b>Male</b>	<b>PadT</b>
Free Throw Pts	12	15	3Pt Points	3	27	Pts/Possession	0.66	0.99
Pts off Turnovers	18	16	2nd Chance Points	16	14	Pts off Bench	12	20
Total Rebounds	28	27	Team Rebounds	3	3	Dead Ball Reb	3	2
Off Rebound %	48.5	45.5	Def Rebound %	54.5	51.5	Total Rebound %	50.9	49.1

Technical Fouls: Male None, PadT None  
 Officials: Tommy Hutton, Bob Craft, John Chamberlain

	Qtr 1	Qtr 2	Qtr 3	Qtr 4	OT 1	OT 2	OT 3	OT 4	Total
<b>Male Bulldogs</b>	13	10	12	20	0	0	0	0	<b>55</b>
<b>Paducah Tilghman Blue Tornado</b>	16	15	19	24	0	0	0	0	<b>74</b>

**2002 KHSAA BOYS' SWEET 16 - Play by Play Report - Period: 1 (pg 1)**  
**Paducah Tilghman Blue Tornado vs. Male Bulldogs**  
 Date: 03/16/2002 Time: 10:00 am Site: Rupp Arena-Lexington, KY Attendance:

Name	Action	Action	Score	Clock	Diff	Name	Action	Action
12 C Gibson	Start Game					10 A Burks	Start Game	
21 R Wagner	Start Game					11 J Mathies	Start Game	
23 B Hamilton	Start Game					31 L Carter	Start Game	
33 C Clarke	Start Game					33 M Bush	Start Game	
50 O Hill	Start Game					44 G Ballard	Start Game	
O Hill	Jump Ball Win			1 7:59		L Carter	Jump Ball Loss	
O Hill	FG Made		2-0	1 7:42	+2			
B Hamilton	Block	PadT Def Reb		1 7:32		J Mathies	FG Attempt	
R Wagner	Turnover	(Fumble)		1 7:18				
PadT	Turnover			1 7:18		A Burks	Steal	
C Clarke	Personal Foul		2-1	1 7:01	+1	L Carter	FT Made	
			2-2	1 7:01	(T1)	L Carter	FT Made	
C Clarke	3Pt Made	B Hamilton Assist	5-2	1 6:36	+3			
				1 6:21		J Mathies	3Pt Attempt	L Carter Off Reb
				1 6:14		L Carter	FG Attempt	M Bush Off Reb
			5-4	1 5:39	+1	L Carter	FG Made	
O Hill	FG Attempt			1 5:15		M Bush	Def Rebound	
				1 5:07		J Mathies	Turnover	(Fumble)
O Hill	FG Made	C Clarke Assist	7-4	1 4:52	+3			
				1 4:33		J Mathies	3Pt Attempt	L Carter Off Reb
C Clarke	Personal Foul			1 4:31				
F Perry	Enter Game	for C Clarke		1 4:31				
				1 4:31		C Shumate	Enter Game	for J Mathies
				1 4:31		M Bush	FT Attempt	Male Deadball Reb
O Hill	Def Rebound			1 4:31		M Bush	FT Attempt	
C Gibson	3Pt Attempt			1 4:14		L Carter	Def Rebound	
				1 4:01		L Carter	Offensive Foul	
				1 4:01		L Carter	Turnover	
O Hill	Charge Taken			1 4:01				
F Perry	3Pt Made	C Gibson Assist	10-4	1 3:42	+6			
B Hamilton	Block			1 3:24		M Bush	FG Attempt	M Bush Off Reb
			10-6	1 3:20	+4	M Bush	Putback Made	
B Hamilton	FG Attempt			1 2:28		Male	Def Rebound	(Dead Ball Reb)
O Hill	Personal Foul			1 2:27				
				1 2:26				
				1 2:13		M Bush	FG Attempt	M Bush Off Reb
			10-8	1 2:11	+2	M Bush	Putback Made	
F Perry	3Pt Made	O Hill Assist	13-8	1 1:41	+5			
			13-10	1 1:26	+3	G Ballard	FG Made	
O Hill	Personal Foul			1 1:26				
A Cooper	Enter Game	for O Hill		1 1:26				
				1 1:26		J Mathies	Enter Game	for A Burks
			13-11	1 1:26	+2	G Ballard	FT Made	
				1 1:26		S McKinney	Enter Game	for G Ballard
F Perry	3Pt Made	A Cooper Assist	16-11	1 1:05	+5			
				1 0:56		S McKinney	Turnover	(Bad Pass)
				1 0:56		M Bush	Personal Foul	
B Hamilton	3Pt Attempt			1 0:53		J Mathies	Def Rebound	
				1 0:49		J Mathies	Turnover	
R Wagner	Steal			1 0:48				
F Perry	Offensive Foul			1 0:44				
F Perry	Turnover			1 0:44				
				1 0:44		S McKinney	Charge Taken	
				1 0:44		A Burks	Enter Game	for J Mathies
				1 0:44		Male	Turnover	(5 Sec Violation)
PadT	Turnover	(5 Sec Violation)		1 0:44				
			16-13	1 0:37	+3	C Shumate	Layup Made	M Bush Assist
B Hamilton	Turnover	(Bad Pass)		1 0:05				

**End of Period Summary Blue Tornado 16 Bulldogs 13**

**Largest Lead: Blue Tornado 10 Bulldogs 4 (6 pts)**

**Lead in Period: Blue Tornado 10 Bulldogs 4 (6 pts)**

**5 for 4 oppo pts**

**0 for 0 pts**

**6/10 for 60.0 %**

**0/0 for 0.00 %**

**Turnovers**

**2nd Chances**

**Field Goals**

**Free Throws**

**Lead Changes: 0 Ties: 1**

**Lead Changes: 0 Ties: 1 (this period)**

**5 for 5 oppo pts**

**5 for 6 pts**

**5/11 for 45.5 %**

**3/5 for 60.0 %**

**2002 KHSAA BOYS' SWEET 16 - Play by Play Report - Period: 2 (pg 1)**  
**Paducah Tilghman Blue Tornado vs. Male Bulldogs**  
**Date: 03/16/2002 Time: 10:00 am Site: Rupp Arena-Lexington, KY Attendance:**

Name	Action	Action	Score	Clock	Diff	Name	Action	Action
				2 8:00		G Ballard	Enter Game	for S McKinney
			16-15	2 7:46	+1	G Ballard	FG Made	
				2 7:12		G Ballard	Personal Foul	
C Clarke	Enter Game	for C Gibson		2 7:12				
C Clarke	Turnover	(Bad Pass)		2 7:02				
O Hill	Enter Game	for A Cooper		2 7:02				
F Perry	Def Rebound			2 6:47		M Bush	3Pt Attempt	
F Perry	3Pt Attempt			2 6:38		L Carter	Def Rebound	
			16-17	2 6:19	-1 (L1)	L Carter	FG Made	
O Hill	FG Attempt			2 6:07		L Carter	Block	G Ballard Def Reb
F Perry	Def Rebound			2 5:48		L Carter	FG Attempt	
				2 5:39		L Carter	Personal Foul	
				2 5:39		S McKinney	Enter Game	for L Carter
O Hill	FT Attempt	PadT Deadball Reb		2 5:39				
O Hill	FT Made		17-17	2 5:39	(T2)			
				2 5:26		M Bush	Turnover	(Bad Pass)
B Hamilton	Steal			2 5:24		Male	Turnover	
				2 5:24		A Burks	Personal Foul	
O Hill	FT Made		18-17	2 5:15	+1 (L2)	G Ballard	Personal Foul	
O Hill	FT Made		19-17	2 5:15	+2			
A Cooper	Enter Game	for O Hill		2 5:15				
C Clarke	Def Rebound			2 4:56		G Ballard	Layup Att	
A Cooper	Layup Made	R Wagner Assist	21-17	2 4:39	+4			
				2 4:33		G Ballard	Turnover	(Traveling)
				2 4:33		J Mathies	Enter Game	for A Burks
B Hamilton	Layup Made	R Wagner Assist	23-17	2 4:30	+6			
PadT	Def Rebound			2 4:11		J Mathies	3Pt Attempt	
				2 4:09		A Burks	Enter Game	for J Mathies
F Perry	3Pt Attempt	PadT Off Reb		2 3:42				
B Hamilton	Turnover	(Bad Pass)		2 3:35				
				2 3:32		M Bush	Steal	
				2 3:27		A Burks	3Pt Attempt	C Shumate Off Reb
A Cooper	Block		23-19	2 3:25	+4	C Shumate	Putback Att	S McKinney Off Reb
				2 3:18		C Shumate	Layup Made	S McKinney Assist
B Hamilton	FG Attempt	C Clarke Off Reb		2 3:01				
R Wagner	FG Attempt			2 2:54		G Ballard	Def Rebound	
C Clarke	Def Rebound			2 2:42		M Bush	3Pt Attempt	
B Hamilton	FG Attempt	C Clarke Off Reb		2 2:16				
B Hamilton	3Pt Made		26-19	2 2:08	+7			
C Gibson	Enter Game	for R Wagner		2 1:51				
				2 1:51				
				2 1:40	+5	A Burks	FG Made	
F Perry	FG Made		28-21	2 1:19	+7			
				2 1:07		C Shumate	Turnover	(Traveling)
C Gibson	3Pt Made	F Perry Assist	31-21	2 0:54	+10			
C Gibson	Personal Foul			2 0:51				
R Wagner	Enter Game	for C Clarke		2 0:51				
A Cooper	Personal Foul		31-22	2 0:36	+9	M Bush	FT Made	
			31-23	2 0:36	+8	M Bush	FT Made	

**End of Period Summary Blue Tornado 31 Bulldogs 23**

**Largest Lead: Blue Tornado 31 Bulldogs 21 (10 pts)**  
**Lead in Period: Blue Tornado 31 Bulldogs 21 (10 pts)**  
**2 for 4 oppo pts**  
**3 for 3 pts**  
**5/11 for 45.5 %**  
**3/4 for 75.0 %**

**Turnovers**  
**2nd Chances**  
**Field Goals**  
**Free Throws**

**Lead Changes: 2 Ties: 2**  
**Lead Changes: 1 Ties: 1 (this period)**  
**4 for 7 oppo pts**  
**2 for 2 pts**  
**4/11 for 36.4 %**  
**2/2 for 100 %**

**2002 KHSAA BOYS' SWEET 16 - Game Box Score**  
**Paducah Tilghman Blue Tornado vs. Male Bulldogs**

Date: 03/16/2002 Time: 10:00 am Site: Rupp Arena-Lexington, KY Attendance: Unknown

Visitors: Male Bulldogs															
##	Name	P	FG	3 Pt	FT	PTS	ORB	DRB	TR	PF	AST	TO	BS	ST	MIN
3	Matt Stanley														DNP
10	* Adam Burks	G	1/2	0/1	0/0	2	0	0	0	1	0	0	0	1	14:54
11	* Johnny Mathies	G	0/4	0/3	0/0	0	0	1	1	0	0	2	0	0	4:35
21	Alex Gravelle														DNP
22	Nick Theilen														DNP
23	Stephen McKinney		0/0	0/0	0/0	0	1	0	1	0	1	1	0	0	7:05
25	Elijah Baker														DNP
31	* LaVar Carter	F	2/4	0/0	2/2	6	2	2	4	2	0	1	1	0	10:21
32	Casey Shumate		2/3	0/0	0/0	4	1	0	1	0	0	1	0	0	12:31
33	* Mike Bush	G	2/6	0/2	2/4	6	3	1	4	1	1	1	0	1	16:00
40	Scott Greer														DNP
44	* Greg Ballard	F	2/3	0/0	1/1	5	0	2	2	2	0	1	0	0	14:34
50	Wes Petkovsek														DNP
20	Antjuan Hackley														DNP
	Team						0	0	0			2			
	<b>Totals</b>		<b>9/22</b>	<b>0/6</b>	<b>5/7</b>	<b>23</b>	<b>7</b>	<b>6</b>	<b>13</b>	<b>6</b>	<b>2</b>	<b>9</b>	<b>1</b>	<b>2</b>	<b>80</b>

<b>Total FG</b>	1st Half	9/22	40.9%	2nd Half	0/0	0.00%	Game	9/22	40.9%
<b>3 PT FG</b>	1st Half	0/6	0.00%	2nd Half	0/0	0.00%	Game	0/6	0.00%
<b>Free Throws</b>	1st Half	5/7	71.4%	2nd Half	0/0	0.00%	Game	5/7	71.4%

Home: Paducah Tilghman Blue Tornado															
##	Name	P	FG	3 Pt	FT	PTS	ORB	DRB	TR	PF	AST	TO	BS	ST	MIN
10	A.J. Davis														DNP
12	* Ches Gibson	G	1/2	1/2	0/0	3	0	0	0	1	1	0	0	0	10:39
15	Curtis Hamilton														DNP
21	* Ryan Wagner	G	0/1	0/0	0/0	0	0	0	0	0	2	1	0	1	15:00
22	Fred Perry		4/6	3/5	0/0	11	0	2	2	1	1	1	0	0	12:31
23	* Bryan Hamilton	G	2/6	1/2	0/0	5	0	0	0	0	1	2	2	1	16:00
25	Michael Craft														DNP
32	Kyle Bohie														DNP
33	* Chris Clarke	F	1/1	1/1	0/0	3	2	2	4	2	1	1	0	0	9:50
35	Armond Cooper		1/1	0/0	0/0	2	0	0	0	1	1	0	1	0	7:39
40	D.C. Faulkner														DNP
44	Courtney Amos														DNP
50	* Orlandus Hill	C	2/4	0/0	3/4	7	0	1	1	2	1	0	0	0	8:21
51	John Biles														DNP
42	Joe Casey														DNP
	Team						1	2	3			2			
	<b>Totals</b>		<b>11/21</b>	<b>6/10</b>	<b>3/4</b>	<b>31</b>	<b>3</b>	<b>7</b>	<b>10</b>	<b>7</b>	<b>8</b>	<b>7</b>	<b>3</b>	<b>2</b>	<b>80</b>

<b>Total FG</b>	1st Half	11/21	52.4%	2nd Half	0/0	0.00%	Game	11/21	52.4%
<b>3 PT FG</b>	1st Half	6/10	60.0%	2nd Half	0/0	0.00%	Game	6/10	60.0%
<b>Free Throws</b>	1st Half	3/4	75.0%	2nd Half	0/0	0.00%	Game	3/4	75.0%

	Male	PadT		Male	PadT		Male	PadT
Free Throw Pts	5	3	3Pt Points	0	18	Pts/Possession	0.59	0.89
Pts off Turnovers	8	12	2nd Chance Points	8	3	Pts off Bench	4	13
Total Rebounds	13	10	Team Rebounds	0	3	Dead Ball Reb	2	1
Off Rebound %	50.0	33.3	Def Rebound %	66.7	50.0	Total Rebound %	56.5	43.5

Technical Fouls: Male None, PadT None  
 Officials: Tommy Hutton, Bob Craft, John Chamberlain

	Qtr 1	Qtr 2	Qtr 3	Qtr 4	OT 1	OT 2	OT 3	OT 4	Total
Male Bulldogs	13	10	0	0	0	0	0	0	23
Paducah Tilghman Blue Tornado	16	15	0	0	0	0	0	0	31

**2002 KHSAA BOYS' SWEET 16 - Play by Play Report - Period: 3 (pg 1)**  
**Paducah Tilghman Blue Tornado vs. Male Bulldogs**  
**Date: 03/16/2002 Time: 10:00 am Site: Rupp Arena-Lexington, KY Attendance:**

Name	Action	Action	Score	Clock	Diff	Name	Action	Action
C Gibson	Leave Game			3 8:00				
R Wagner	Leave Game			3 8:00				
F Perry	Leave Game			3 8:00				
B Hamilton	Leave Game			3 8:00				
A Cooper	Leave Game			3 8:00				
				3 8:00		A Burks	Leave Game	
				3 8:00		S McKinney	Leave Game	
				3 8:00		C Shumate	Leave Game	
				3 8:00		M Bush	Leave Game	
				3 8:00		A Burks	Enter Game	for G Ballard
				3 8:00		J Mathies	Enter game	
				3 8:00		L Carter	Enter game	
				3 8:00		M Bush	Enter game	
				3 8:00		G Ballard	Enter game	
C Gibson	Enter game			3 8:00				
F Perry	Enter game			3 8:00				
B Hamilton	Enter game			3 8:00				
O Hill	Enter game			3 8:00				
R Wagner	Enter game	for F Perry		3 8:00				
C Clarke	Enter game			3 8:00				
PadT	20 Sec Time Out			3 7:52				
O Hill	FG Attempt	O Hill Off Reb		3 7:41		L Carter	Block	
O Hill	Putback Made		33-23	3 7:40	+10			
O Hill	FT Made		34-23	3 7:38	+11	L Carter	Personal Foul	
C Clarke	Def Rebound			3 7:19		M Bush	FG Attempt	
B Hamilton	FG Made		36-23	3 7:06	+13			
R Wagner	Personal Foul			3 6:33				
C Clarke	Def Rebound			3 6:28		L Carter	FG Attempt	
C Clarke	3Pt Attempt	O Hill Off Reb		3 5:57				
C Clarke	Layup Made	O Hill Assist	38-23	3 5:52	+15			
				3 5:43		Male	Time Out	
C Clarke	Def Rebound			3 5:30		J Mathies	FG Attempt	
O Hill	FG Made	R Wagner Assist	40-23	3 4:47	+17			
O Hill	FT Made		41-23	3 4:47	+18	A Burks	Personal Foul	
O Hill	Def Rebound			3 4:30		A Burks	FG Attempt	
B Hamilton	Turnover	(Bad Pass)		3 4:13				
			41-25	3 3:59	+16	G Ballard	FG Made	A Burks Assist
C Clarke	Personal Foul			3 3:59				
				3 3:59		A Burks	Leave Game	
				3 3:59		S McKinney	Enter Game	for L Carter
				3 3:59		C Shumate	Enter game	
F Perry	Enter Game	for C Clarke		3 3:59				
			41-26	3 3:59	+15	G Ballard	FT Made	
F Perry	FG Attempt			3 3:37		M Bush	Def Rebound	
				3 3:20		C Shumate	FG Attempt	M Bush Off Reb
O Hill	Personal Foul		41-27	3 3:20	+14	M Bush	FT Made	
			41-28	3 3:20	+13	M Bush	FT Made	
B Hamilton	FG Made	F Perry Assist	43-28	3 3:12	+15			
R Wagner	Def Rebound			3 3:03		J Mathies	FG Attempt	
B Hamilton	Layup Made	O Hill Assist	45-28	3 2:54	+17			
A Cooper	Enter Game	for O Hill		3 2:49				
				3 2:49		L Carter	Enter Game	for G Ballard
F Perry	Personal Foul			3 2:42				
R Wagner	Def Rebound			3 2:39		J Mathies	3Pt Attempt	
C Gibson	Turnover	(Bad Pass)		3 2:33				
R Wagner	Personal Foul			3 2:17				
C Clarke	Enter Game	for C Gibson		3 2:17				
			45-30	3 2:12	+15	J Mathies	FG Made	
C Clarke	3Pt Made	A Cooper Assist	48-30	3 1:30	+18			
				3 1:20		S McKinney	FG Attempt	C Shumate Off Reb
F Perry	Def Rebound			3 1:18		C Shumate	Putback Att	

**2002 KHSAA BOYS' SWEET 16 - Play by Play Report - Period: 3 (pg 2)**  
**Paducah Tlghman Blue Tornado vs. Male Bulldogs**  
**Date: 03/16/2002 Time: 10:00 am Site: Rupp Arena-Lexington, KY Attendance:**

Name	Action	Action	Score	Clock	Diff	Name	Action	Action
A Cooper	FG Attempt		48-32	3 1:02	+16	L Carter	Def Rebound	
R Wagner	Turnover	(Bad Pass)		3 0:56		C Shumate	Layup Made	S McKinney Assist
			48-35	3 0:24		M Bush	Steal	
B Hamilton	Layup Made	F Perry Assist	50-35	3 0:21	+13	J Mathies	3Pt Made	
				3 0:18	+15			

**End of Period Summary Blue Tornado 50 Bulldogs 35**

**Largest Lead: Blue Tornado 41 Bulldogs 23 (18 pts)**

**Lead in Period: Blue Tornado 41 Bulldogs 23 (18 pts)**

3 for 8 oppo pts

2 for 5 pts

8/12 for 66.7 %

2/2 for 100 %

Turnovers

2nd Chances

Field Goals

Free Throws

**Lead Changes: 2 Ties: 2**

**Lead Changes: 0 Ties: 0 (this period)**

0 for 0 oppo pts

2 for 2 pts

4/13 for 30.8 %

3/3 for 100 %

**2002 KHSAA BOYS' SWEET 16 - Play by Play Report - Period: 4 (pg 1)**  
**Paducah Tilghman Blue Tornado vs. Male Bulldogs**  
**Date: 03/16/2002 Time: 10:00 am Site: Rupp Arena-Lexington, KY Attendance:**

Name	Action	Action	Score	Clock	Diff	Name	Action	Action
				4 8:00		S McKinney	Leave Game	
				4 8:00		A Burks	Enter Game	for C Shumate
				4 8:00		G Ballard	Enter game	
O Hill	Enter Game	for A Cooper		4 8:00				
C Gibson	Enter Game	for F Perry		4 8:00				
F Perry	Enter Game	for R Wagner		4 8:00		C Shumate	Enter Game	for M Bush
				4 7:52		J Mathies	3Pt Attempt	G Ballard Off Reb
				4 7:46		J Mathies	3Pt Attempt	C Shumate Off Reb
C Clarke	Personal Foul		50-36	4 7:41	+14	C Shumate	FT Made	
			50-37	4 7:41	+13	C Shumate	FT Made	
				4 7:41		S McKinney	Enter Game	for A Burks
				4 7:10		J Mathies	Personal Foul	
R Wagner	Enter Game	for C Clarke		4 7:10				
				4 7:10		A Burks	Enter Game	for S McKinney
B Hamilton	FT Made		51-37	4 7:10	+14			
B Hamilton	FT Made		52-37	4 7:10	+15			
				4 7:10		M Bush	Enter Game	for G Ballard
				4 7:00		C Shumate	FG Attempt	L Carter Off Reb
			52-39	4 6:59	+13	L Carter	Putback Made	
		R Wagner Off Reb		4 6:45		L Carter	Block	
O Hill	FG Attempt			4 6:33	+15			
O Hill	FG Made		54-39	4 6:33	+15			
B Hamilton	Def Rebound			4 6:14		M Bush	3Pt Attempt	
F Perry	3Pt Made	R Wagner Assist	57-39	4 6:00	+18			
				4 5:48		J Mathies	3Pt Attempt	Male Deadball Reb
F Perry	Personal Foul			4 5:48				
				4 5:48		S McKinney	Enter Game	for A Burks
			57-40	4 5:48	+17	M Bush	FT Made	
			57-41	4 5:48	+16	M Bush	FT Made	
B Hamilton	3Pt Made	F Perry Assist	60-41	4 5:41	+19			
			60-43	4 5:28	+17	L Carter	FG Made	J Mathies Assist
O Hill	FG Attempt			4 5:12		L Carter	Block	S McKinney Def Reb
			60-45	4 5:04	+15	C Shumate	FG Made	
C Gibson	FG Made		62-45	4 4:52	+17			
				4 4:39		J Mathies	Turnover	
R Wagner	Steal			4 4:39				
PadT	Time Out			4 4:38				
				4 4:27		J Mathies	Personal Foul	
				4 4:27		A Burks	Enter Game	for S McKinney
O Hill	FT Made		63-45	4 4:27	+18			
O Hill	FT Made		64-45	4 4:27	+19			
				4 4:21		J Mathies	FG Attempt	C Shumate Off Reb
O Hill	Block			4 4:18		C Shumate	Putback Att	Male Off Reb
				4 4:12		M Bush	Turnover	(Traveling)
				4 4:12		S McKinney	Enter Game	for A Burks
B Hamilton	FG Attempt	F Perry Off Reb		4 3:59				
F Perry	Putback Made		66-45	4 3:57	+21			
				4 3:47		J Mathies	3Pt Attempt	M Bush Off Reb
			66-47	4 3:42	+19	M Bush	Putback Made	
O Hill	FG Attempt			4 3:33		J Mathies	Def Rebound	
			66-49	4 3:28	+17	M Bush	Dunk Made	J Mathies Assist
				4 3:26		Male	Time Out	
C Clarke	Enter Game	for C Gibson		4 3:26				
				4 3:18		J Mathies	Personal Foul	
				4 3:00				
				4 2:35		L Carter	Personal Foul	
				4 2:35		S McKinney	Leave Game	
				4 2:35		A Burks	Enter Game	for C Shumate
				4 2:35		G Ballard	Enter game	
F Perry	FT Attempt	O Hill Off Reb		4 2:20		M Bush	Personal Foul	



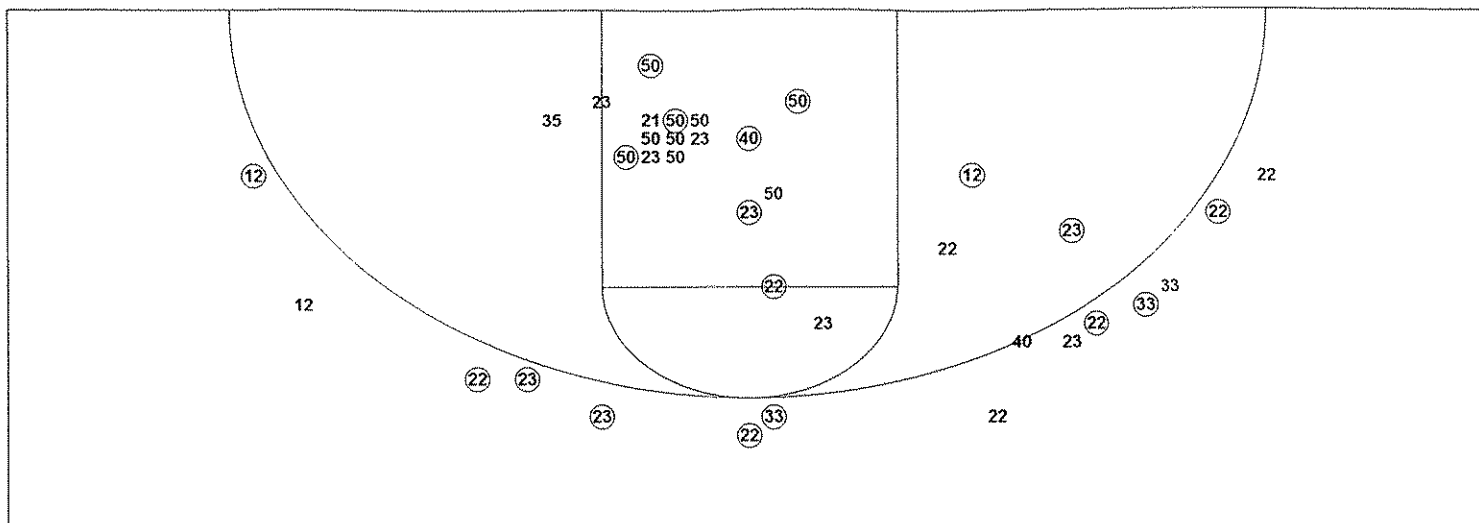
**2002 KHSAA BOYS' SWEET 16 - Play by Play Report - Period: 4 (pg 2)**  
**Paducah Tilghman Blue Tornado vs. Male Bulldogs**  
**Date: 03/16/2002 Time: 10:00 am Site: Rupp Arena-Lexington, KY Attendance:**

Name	Action	Action	Score	Clock	Diff	Name	Action	Action
O Hill	Putback Att	O Hill Off Reb		4 2:19				
				4 2:15		J Mathies	Personal Foul	
O Hill	FT Attempt			4 2:15		L Carter	Def Rebound	
O Hill	Def Rebound			4 2:15		J Mathies	3Pt Attempt	
				4 2:01		S McKinney	Enter Game	for J Mathies
R Wagner	FT Made		67-49	4 2:00	+18	A Burks	Personal Foul	
R Wagner	FT Made		68-49	4 2:00	+19			
			68-51	4 1:51	+17	L Carter	FG Made	
R Wagner	Turnover			4 1:43				
				4 1:42		G Ballard	Steal	
PadT	Def Rebound	(Dead Ball Reb)		4 1:42		S McKinney	FG Attempt	
				4 1:41		L Carter	Personal Foul	
				4 1:41		J Mathies	Enter Game	for L Carter
C Clarke	FT Made		69-51	4 1:41	+18			
C Clarke	FT Made		70-51	4 1:41	+19			
				4 1:33		M Bush	3Pt Attempt	Male Off Reb
				4 1:25		A Burks	Turnover	(Bad Pass)
F Perry	Steal			4 1:24				
F Perry	Turnover	(Traveling)		4 1:24				
			70-53	4 1:21	+17	M Bush	FG Made	
R Wagner	FT Made		71-53	4 1:09	+18	S McKinney	Personal Foul	
R Wagner	FJ Made		72-53	4 1:09	+19			
PadT	Time Out			4 1:09				
O Hill	Def Rebound			4 1:02		A Burks	3Pt Attempt	
F Perry	Layup Att			4 0:54		Male	Def Rebound	
				4 0:52		A Burks	Leave Game	
				4 0:52		J Mathies	Leave Game	
				4 0:52		S McKinney	Leave Game	
				4 0:52		M Bush	Leave Game	
				4 0:52		M Stanley	Enter Game	for G Ballard
				4 0:52		N Theilen	Enter game	
				4 0:52		A Gravelle	Enter game	
				4 0:52		S Greer	Enter game	
				4 0:52		W Petkovsek	Enter game	
R Wagner	Leave Game			4 0:52				
F Perry	Leave Game			4 0:52				
B Hamilton	Leave Game			4 0:52				
C Clarke	Leave Game			4 0:52				
A Davis	Enter Game	for O Hill		4 0:52				
C Hamilton	Enter game			4 0:52				
M Craft	Enter game			4 0:52				
K Bohle	Enter game			4 0:52				
D Faulkner	Enter game			4 0:52				
			72-55	4 0:25	+17	A Gravelle	FG Made	
D Faulkner	3Pt Attempt	M Craft Off Reb		4 0:17				
D Faulkner	FG Made	M Craft Assist	74-55	4 0:11	+19			
				4 0:04		A Gravelle	Turnover	
C Hamilton	Steal			4 0:03				

**End of Period Summary Blue Tornado 74 Bulldogs 55**

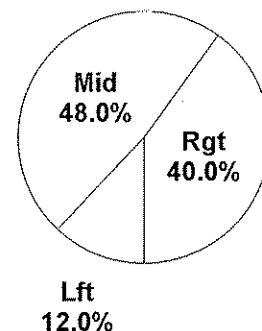
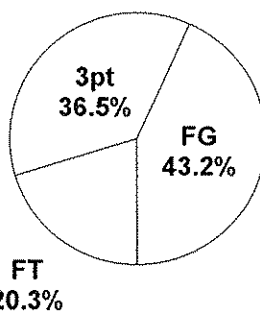
<b>Largest Lead: Blue Tornado 66 Bulldogs 45 (21 pts)</b>	<b>Lead Changes: 2 Ties: 2</b>
<b>Lead in Period: Blue Tornado 66 Bulldogs 45 (21 pts)</b>	<b>Lead Changes: 0 Ties: 0 (this period)</b>
2 for 2 oppo pts	Turnovers
5 for 6 pts	2nd Chances
6/13 for 46.2 %	Field Goals
10/12 for 83.3 %	Free Throws
	4 for 4 oppo pts
	7 for 6 pts
	8/20 for 40.0 %
	4/4 for 100 %

**2002 KHSAA BOYS' SWEET 16 - TEAM SHOT CHART for the Paducah Tilghman Blue Tornado**  
**Paducah Tilghman Blue Tornado vs. Male Bulldogs**  
**DATE: 03/16/2002 TIME: 10:00 am SITE: Rupp Arena-Lexington, KY**




<b>Shot Summary</b>	<b>M/A</b>	<b>%</b>	<b>PTS</b>	<b>Scoring Distribution</b>	<b>Scoring Locations</b>
---------------------	------------	----------	------------	-----------------------------	--------------------------

<b>3Pt FG</b>	<b>9/15</b>	<b>60.0%</b>	<b>27</b>
<b>2Pt FG</b>	<b>16/31</b>	<b>51.6%</b>	<b>32</b>
Layups - L	0/0	0.0%	0
Layups - R	5/6	83.3%	10
Dunks	0/0	0.0%	0
Putbacks	2/3	66.7%	4
<b>Overall Shooting</b>	<b>25/46</b>	<b>54.3%</b>	<b>59</b>
<b>Free Throws</b>	<b>15/18</b>	<b>83.3%</b>	<b>15</b>
<b>Total Points</b>			<b>74</b>

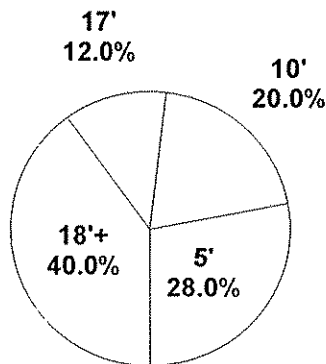


By Period	FG	FGA	FG%	3Pt	3PA	3P%	FT	FTA	FT%	PTS	ORB	DRB	TR	PF	AST	TO	BS	ST	P/S
1st Period	6	10	60.0	4	6	66.7	0	0	0.00	16	0	2	2	5	5	5	2	1	1.60
2nd Period	5	11	45.5	2	4	50.0	3	4	75.0	15	3	5	8	2	3	2	1	1	1.15
3rd Period	8	12	66.7	1	2	50.0	2	2	100	19	2	7	9	5	6	3	0	0	1.46
4th Period	6	13	46.2	2	3	66.7	10	12	83.3	24	5	3	8	2	3	2	1	3	1.26
<b>Game</b>	<b>25</b>	<b>46</b>	<b>54.3</b>	<b>9</b>	<b>15</b>	<b>60.0</b>	<b>15</b>	<b>18</b>	<b>83.3</b>	<b>74</b>	<b>10</b>	<b>17</b>	<b>27</b>	<b>14</b>	<b>17</b>	<b>12</b>	<b>4</b>	<b>5</b>	<b>1.35</b>

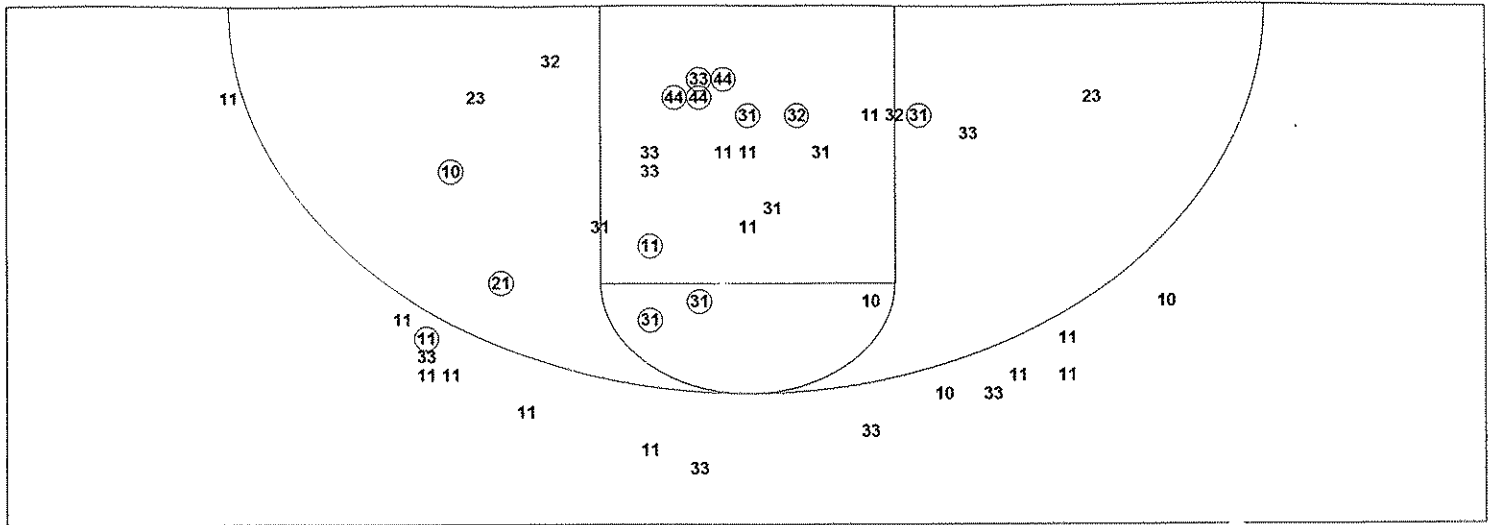
**Scoring Breakdown**



**Scoring Range**

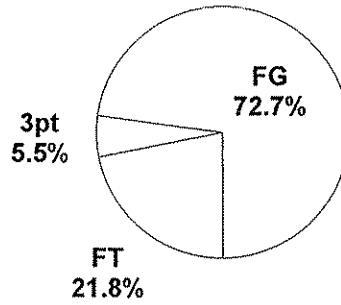


2002 KHSAA BOYS' SWEET 16 - TEAM SHOT CHART for the Male Bulldogs  
 Paducah Tilghman Blue Tornado vs. Male Bulldogs  
 DATE: 03/16/2002 TIME: 10:00 am SITE: Rupp Arena-Lexington, KY

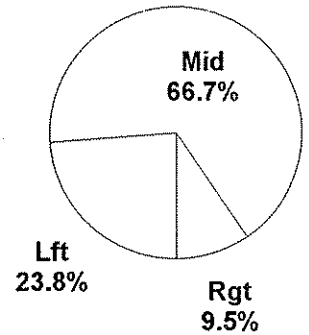


Shot Summary	M/A	%	PTS
3Pt FG	1/16	6.3%	3
2Pt FG	20/39	51.3%	40
Layups - L	2/3	66.7%	4
Layups - R	1/1	100.0%	2
Dunks	1/1	100.0%	2
Putbacks	4/7	57.1%	8
Overall Shooting	21/55	38.2%	43
Free Throws	12/14	85.7%	12
Total Points			55

Scoring Distribution




Scoring Locations



By Period	FG	FGA	FG%	3Pt	3PA	3P%	FT	FTA	FT%	PTS	ORB	DRB	TR	PF	AST	TO	BS	ST	P/S
1st Period	5	11	45.5	0	2	0.00	3	5	60.0	13	5	3	8	2	1	5	0	1	1.00
2nd Period	4	11	36.4	0	4	0.00	2	2	100	10	2	3	5	4	1	4	1	1	0.83
3rd Period	4	13	30.8	1	2	50.0	3	3	100	12	2	2	4	2	2	0	1	1	0.86
4th Period	8	20	40.0	0	8	0.00	4	4	100	20	7	4	11	9	2	4	2	1	0.91
Game	21	55	38.2	1	16	6.25	12	14	85.7	55	16	12	28	17	6	13	4	4	0.89

Scoring Breakdown



Scoring Range

